



DHANEKULA INSTITUTE OF ENGINEERING & TECHNOLOGY

GANGURU :: VIJAYAWADA – 521 139

(Approved by AICTE New Delhi, Permanently Affiliated to JNTU Kakinada)

ISO 9001:2015 Certified Institution, Accredited by NBA for ME, EEE, ECE & CSE.

E-mail: diet.principal@gmail.com, principal@diet.ac.in, website: www.diet.ac.in, Phone: +91-8333924842, 8333924843

CO Attainment for 2018-2022 Batch of CE Department

Program Level POs/PSOs Direct Attainment Through Course Outcomes:

Course Code	PO1	PO2	PO3	PO4	PO5	PO6	PO7	PO8	PO9	PO10	PO11	PO12	PSO1	PSO2
R16C101	2.63	2.63		1.74		1.74	2.63	1.74	1.74	2.63	1.74	1.74		1.74
R16C102	2.17	2.33												1.54
R16C103	2.48	1.92	1.64			1.64	2.06					1.64	1.85	
R16C104	2.33	1.80	1.54	1.54								1.54	2.33	2.33
R16C105	2.40	2.40	1.58						1.58		1.58		1.58	2.40
R16C106	2.55	2.12				1.68	2.55	1.68						
R16C110	2.63	2.63		1.74		1.74	2.63	1.74	1.74	2.63	1.74	1.74		1.74
R16C111	2.40	2.40												1.58
R16C112	2.40	2.40												1.58
R16C113	2.40	1.58						1.58						
R16C114	2.40	1.58	1.58										2.40	1.58
R16C115	2.33	1.54	1.54							2.33				
R16C107	3.00							1.98	1.98			1.98		
R16C108								3.00	3.00	3.00	3.00			3.00
R16C109	3.00	3.00	1.98	3.00	1.98				3.00		1.98	3.00		
R16C116								3.00	3.00	3.00	3.00			3.00
R16C117	2.93	1.93		1.93				1.93	2.93				1.93	
R16C118	1.98				3.00				1.98			1.98		

Course Code	PO1	PO2	PO3	PO4	PO5	PO6	PO7	PO8	PO9	PO10	PO11	PO12	PSO1	PSO2
R16C119	2.15	3.00	1.98	2.24	2.49				2.15		1.98	3.00	1.98	1.98
R16C201	1.61	1.60												
R16C202	1.16	1.71												1.16
R16C203	1.24	1.24										1.24	1.24	
R16C204	1.65					1.22	1.22					1.42	1.53	1.54
R16C205	1.72	1.85	1.61		1.73				1.57	1.22		1.62	1.72	1.22
R16C206	1.16	1.23												
R16C209			1.66			1.66	1.66	2.52	1.66	1.66		1.66	2.52	1.66
R16C210	2.22	2.92				2.82			1.90		2.41	2.55	2.88	1.87
R16C211	2.28	2.28	1.43	1.43								2.28	2.28	1.43
R16C212	2.02	1.62	1.44			1.40						1.42	2.20	1.42
R16C213	2.69	1.73	2.62	1.77	1.73		2.74					2.69	1.77	1.77
R16C214	1.59	1.59												1.59
R16C215	2.12	1.80	2.37	2.75		1.80	1.78	1.85				1.81	1.81	2.17
R16C218	2.56	2.12	1.66	1.66	1.66	1.66	2.52	1.90	2.68		2.52	1.69		
R16C207	1.98	2.75	2.24	2.75		1.98	1.98	1.98	3.00	2.24		1.98	3.00	3.00
R16C208		3.00	3.00	3.00									3.00	
R16C216	1.98	2.32	3.00	1.98	3.00			1.98	3.00		1.98	1.98	3.00	3.00
R16C217	1.98			1.98	3.00				3.00				1.98	3.00
R16C301	2.16	1.36	1.33	2.13	2.13				2.18	2.18	1.44	1.36		
R16C302	2.03	1.19			1.33							1.24	2.03	1.26
R16C303	2.25	2.25	1.43	1.43								1.43	1.43	2.25
R16C304	3.00	3.00	3.00	1.98	1.98				1.98	1.98		3.00	1.98	3.00
R16C305	1.76	1.96	2.25	1.79		2.57		1.82				1.76	1.76	1.76
R16C309	3.00	3.00	3.00	1.98	3.00							1.98		3.00

Course Code	PO1	PO2	PO3	PO4	PO5	PO6	PO7	PO8	PO9	PO10	PO11	PO12	PSO1	PSO2
R16C310	2.07	1.85	1.52	1.52		1.52			1.44	1.44			1.60	2.09
R16C311	1.39	1.60	1.80			1.19	1.19					1.19	1.80	
R16C312	2.08	2.57	2.74				1.78					1.78		2.72
R16C313D	1.70	1.66	2.01	1.77		2.61	2.61		1.66			2.61	2.61	
R16C306	3.00	1.98	3.00	3.00				1.98	3.00	1.98		3.00	3.00	3.00
R16C307	3.00	2.49	3.00	1.98			3.00					2.49	3.00	1.98
R16C308	2.18	3.00		3.00				3.00	3.00			1.98	3.00	1.98
R16C314	1.98	2.32	1.98	3.00		1.98				1.98			3.00	3.00
R16C315	1.98	2.24	3.00	1.98		1.98	1.98		1.98		1.98	1.98	3.00	
R16C316	3.00				3.00				2.49	2.83		3.00	3.00	2.49
R16C401	2.25	2.29	1.96			1.67	1.67					1.66	2.54	
R16C402	1.98	1.98	1.98				1.34	1.34				1.34	1.34	1.98
R16C403	1.71	1.59	1.58	1.76		1.26	1.26	1.40	1.29	1.26	1.29	1.26	1.43	1.84
R16C404	1.93			2.62	2.74							1.62	1.73	1.73
R16C405B	1.60	2.42	1.73			1.60						1.60		
R16C405C	1.20	1.25	1.32			1.74	1.74		1.25	1.20		1.20	1.74	1.74
R16C406C	1.21	1.17	1.42	1.25		1.84	1.74		1.17			1.84	1.84	
R16C406C	1.21	1.17	1.42	1.25		1.84	1.74		1.17			1.84	1.84	
R16C406D	1.97	2.39	2.12	1.71		1.58	1.58		1.58	1.58		1.58	1.58	2.39
R16C407					1.58	2.40		1.58		1.58				1.58
R16C409	1.98	1.98	3.00						3.00					3.00
R16C410	2.56	2.56			1.89			1.80		2.20		2.76	2.60	1.82
R16C411	2.17	2.37			2.21	1.89	1.89		2.37	2.21	2.82	2.37	2.82	1.89
R16C412	2.73	2.19	2.45	2.73					1.78	1.78		1.78	1.82	1.82
R16C413C	1.98		1.98	1.98		3.00	3.00			1.98		1.98	3.00	1.98

Course Code	PO1	PO2	PO3	PO4	PO5	PO6	PO7	PO8	PO9	PO10	PO11	PO12	PSO1	PSO2
R16C415	3.00	3.00	3.00	3.00	3.00	3.00	3.00	3.00	3.00	3.00	3.00	3.00	3.00	3.00
R16C408	1.85	1.85	2.80	1.85	2.80				2.73				2.80	2.32

Program Level Indirect Attainment of POs/PSOs Through Surveys:

Assessment tool	PO1	PO2	PO3	PO4	PO5	PO6	PO7	PO8	PO9	PO10	PO11	PO12	PSO1	PSO2
Exit Survey	2.71	2.71	2.72	2.70	2.67	2.73	2.95	2.73	2.70	2.68	2.70	2.76	2.67	2.66
Alumni Survey	2.71	2.71	1.76	2.56	2.63	2.14	2.21	2.18	2.63	2.61	1.67	2.54	2.55	1.72
Industrial Visit Survey	1.32	-	-	-	-	1.32	1.32	-	-	-	-	-	1.32	1.32
Internship Survey	1.54	-	-	-	-	-	-	1.1	-	1.596	-	3	1.98	1.32
Parent Survey	2.64	2.64	2.64	2.39	2.82	2.18	2.18	2.66	2.18	2.69	2.74	2.8	2.79	2.42
Total Indirect Assessment	2.18	2.68	2.37	2.55	2.71	2.09	2.16	2.17	2.50	2.39	2.37	2.78	2.26	1.89

Overall Attainment:

Assessment Method	Assessment tool	PO1	PO2	PO3	PO4	PO5	PO6	PO7	PO8	PO9	PO10	PO11	PO12	PSO1	PSO2
	Contribution %	92.68	76.71	51.31	45.55	23.83	40.06	35.61	33.25	44.25	38.49	19.64	82.99	74.87	84.82
Direct	Courses	2.12	1.90	1.53	1.55	1.17	1.37	1.24	1.15	1.65	1.36	0.92	1.60	1.93	1.77
	Activities	2.50	2.28	2.41	2.57	2.08	2.68	2.17	2.49	2.86	2.81	2.33	2.80	2.22	2.05
Indirect	Surveys	2.18	2.68	2.37	2.55	2.71	2.09	2.16	2.17	2.50	2.39	2.37	2.78	2.26	1.89
Target for PO/PSO		2.26	2.10	1.81	1.84	1.68	1.76	1.76	1.69	1.95	1.72	1.72	1.77	2.10	1.89
Attainment		2.14	2.06	1.7	1.96	1.66	1.78	1.61	1.63	2.07	1.86	1.5	2.08	2	1.8



DHANEKULA INSTITUTE OF ENGINEERING & TECHNOLOGY

GANGURU :: VIJAYAWADA – 521 139

(Approved by AICTE New Delhi, Permanently Affiliated to JNTU Kakinada)

ISO 9001:2015 Certified Institution, Accredited by NBA for ME, EEE, ECE & CSE.

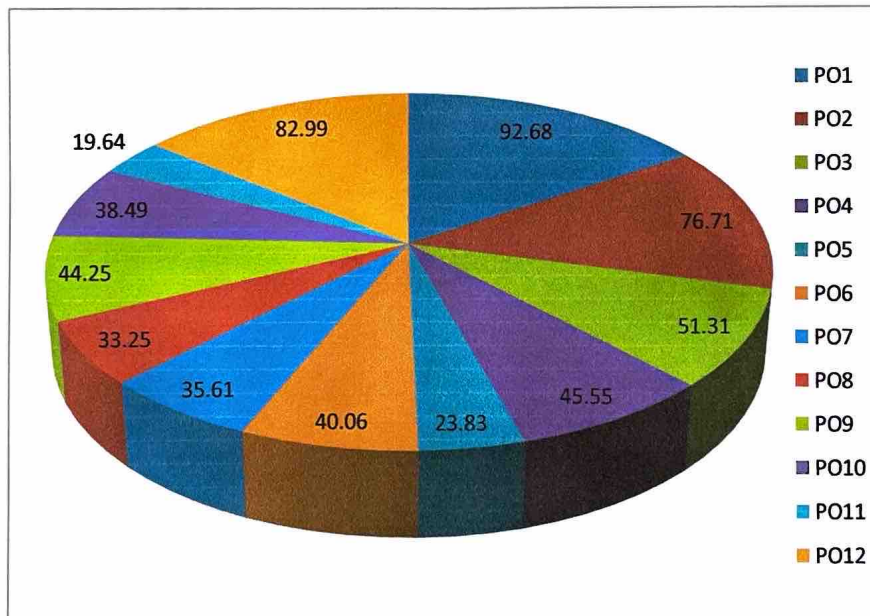
E-mail: diet.principal@gmail.com, principal@diet.ac.in, website: www.diet.ac.in, Phone: +91-8333924842, 8333924843

PO Attainment for 2018-2022 Batch of CE Department

Statistics of course contribution for POs and PSOs:

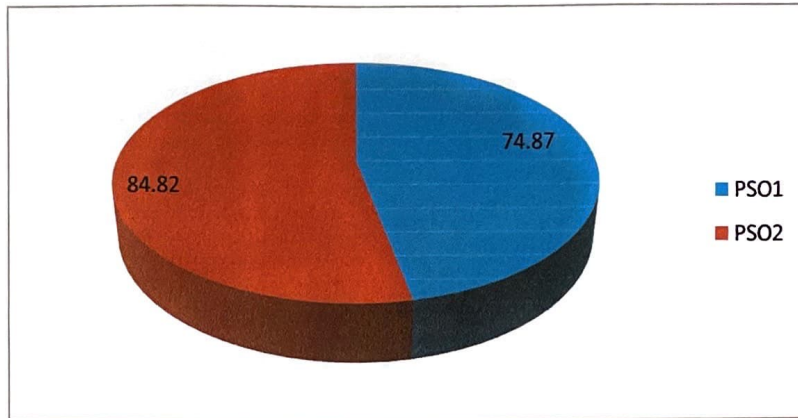
POs & PSOs	PO1	PO2	PO3	PO4	PO5	PO6	PO7	PO8	PO9	PO10	PO11	PO12	PSO1	PSO2
No of courses Mapped	66	62	47	46	28	37	32	26	41	35	19	62	58	60
% of contribution	92.68	76.71	51.31	45.55	23.83	40.06	35.61	33.25	44.25	38.49	19.64	82.99	74.87	84.82

Contribution of POs in Pie Chart:

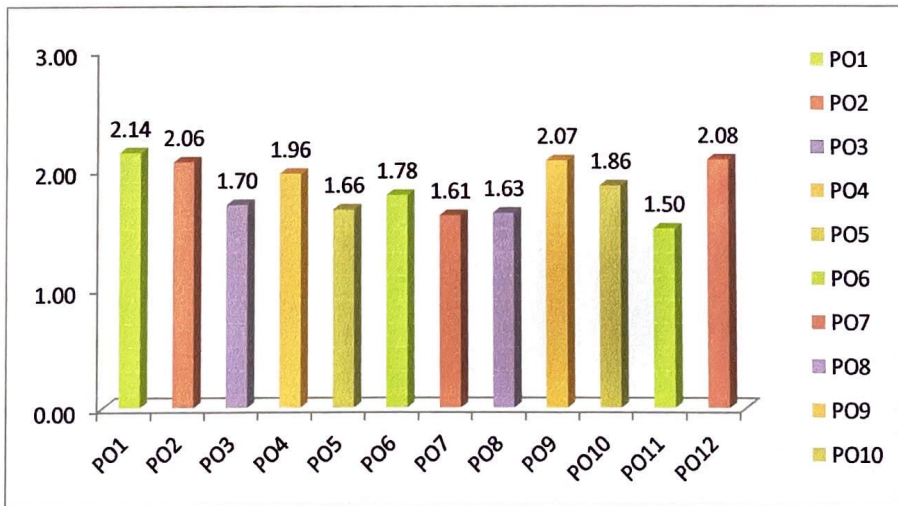


■ PO1
 ■ PO2
 ■ PO3
 ■ PO4
 ■ PO5
 ■ PO6
 ■ PO7
 ■ PO8
 ■ PO9
 ■ PO10
 ■ PO11
 ■ PO12

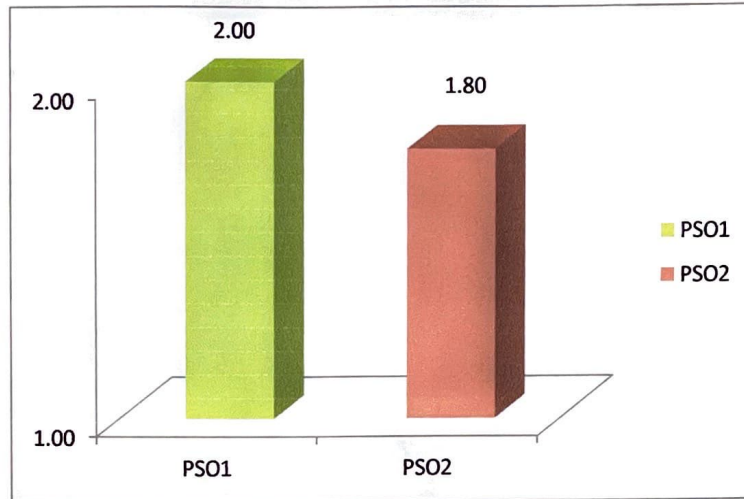
Contribution of PSOs in Pie Chart:



Attainment of POs in Bar Graph:



Attainment of PSOs in Bar Graph:



Principal
DHANEKULA INSTITUTE
OF ENGINEERING AND TECHNOLOGY
Ganguru, Vijayawada-521 139



DHANEKULA INSTITUTE OF ENGINEERING & TECHNOLOGY

GANGURU :: VIJAYAWADA – 521 139

(Approved by AICTE New Delhi, Affiliated to JNTU Kakinada)

ISO 9001:2015 Certified Institution

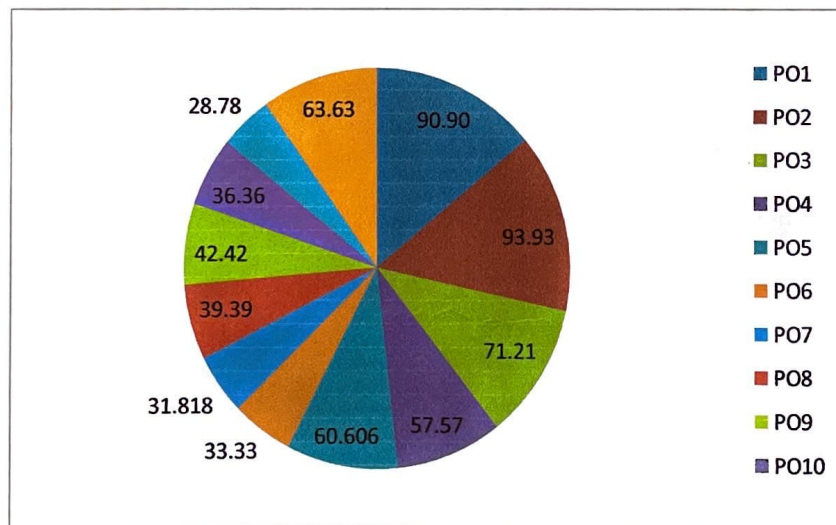
E-mail: diet.principal@gmail.com, website: www.diet.ac.in, Phone: 0866-2583842

PO Attainment for 2018-2022 Batch of EEE Department

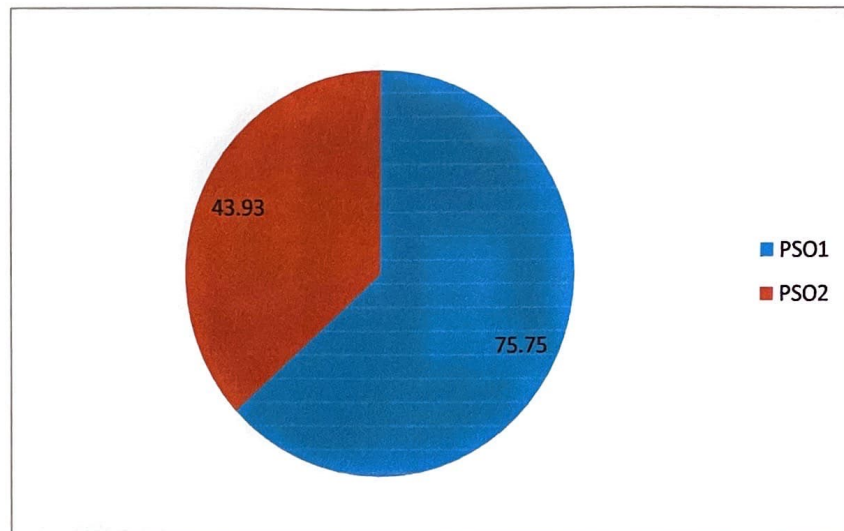
Statistics of course contribution for POs and PSOs:

POs & PSOs	PO1	PO2	PO3	PO4	PO5	PO6	PO7	PO8	PO9	PO10	PO11	PO12	PSO1	PSO2
No of courses Mapped	61	63	47	39	40	23	22	27	29	25	20	43	50	29
% of contribution	90.90	93.93	71.21	57.57	60.60	33.33	31.81	39.39	42.42	36.36	28.78	63.63	75.75	43.9

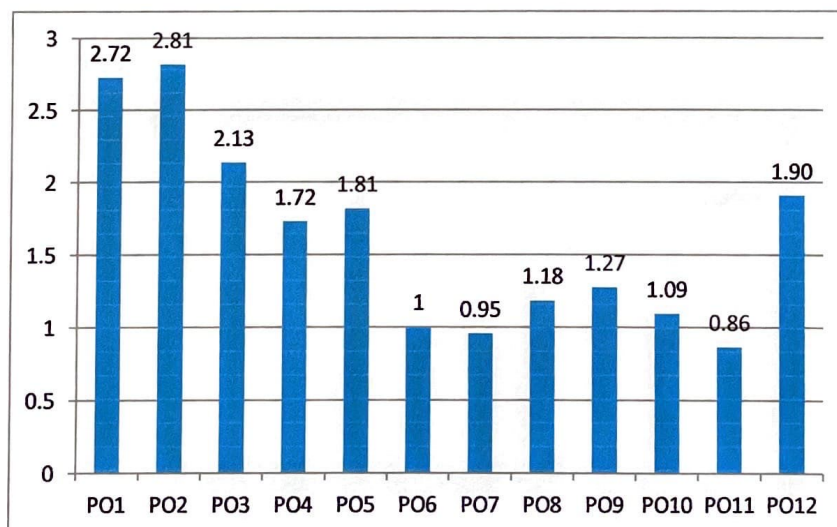
Contribution of POs in Pie Chart:



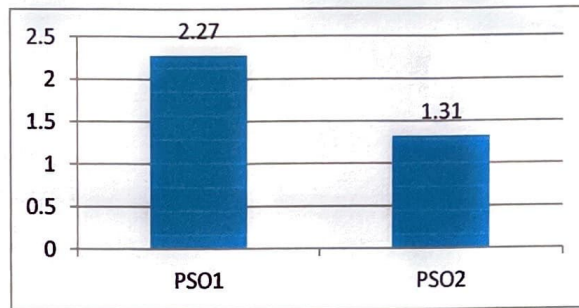
Contribution of PSOs in Pie Chart:



Attainment of POs in Bar Graph:



Attainment of PSOs in Bar Graph:



D. C. Kumar

Principal
DHANEKULA INSTITUTE
ENGINEERING AND TECHNOLOGY
Janguru, Vijayawada-521 139



DHANEKULA INSTITUTE OF ENGINEERING & TECHNOLOGY

GANGURU :: VIJAYAWADA – 521 139

(Approved by AICTE New Delhi, Permanently Affiliated to JNTU Kakinada)

ISO 9001:2015 Certified Institution, Accredited by NBA for ME, EEE, ECE & CSE.

E-mail: diet.principal@gmail.com, principal@diet.ac.in, website: www.diet.ac.in, Phone: +91-8333924842, 8333924843

CO Attainment for 2018-2022 Batch of ME Department

Program Level POs/PSOs Direct Attainment Through Course Outcomes:

Course Code	PO1	PO2	PO3	PO4	PO5	PO6	PO7	PO8	PO9	PO10	PO11	PO12	PSO1	PSO2	PSO3
R16C103	1.64	0.9	0.76	0.54	0.54	0.68	0.81					0.63	0.81	0.54	0.54
R16C104	1.64	1.64												0.54	
R16C105	1.71	1.71	1.13				0.56		1.13		1.13	0.56		1.13	1.71
R16C106	2.03	1.13	0.75			1.5	2.28	1.5			0.75	0.75	0.75		0.75
R16C110	2.52	2.01	0.75			1.84	2.59	1.71			1.33	1.16	0.75		1.42
R16C111	2.32	2.32	0.77	0.77	0.77							0.77			1.53
R16C112	1.46	1.46	0.54	0.54	0.54							0.54		0.54	1.08
R16C113	2.32	1.53						1.53				0.81	0.77		
R16C114	1.14	1.72											0.57	1.72	0.57
R16C115	1.66	1.09	1.09							1.66		0.55	0.55	0.55	
R16C107	3	0.99		0.99	0.99		0.99	1.98	3	1.98		1.32	1.98		
R16C108								3	3	3	3				3
R16C109	2.94	2.94	1.94	2.94	1.94		0.97		2.94		1.94	2.94		0.97	0.97
R16C116								3	3	3	3				3
R16C117	2.93	1.93		1.93				1.93	2.93				1.93		
R16C118	1.98				3				1.98			1.98			
R16C119	1.98	0.99	1.98	3	1.78	0	0.99	0.99	3	1.98	0.99	0.99	0.99	1.98	0.99
R16C201	2.14	1.94	1.54	1.41		1.41	1.41				1.41	1.41	2.14	1.41	2.14
R16C202	1.56	1.56	1.56	1.03		0.99	1.03				1.03	1.03	1.56	1.56	1.56
R16C203	1.6	1.6	1.32	1.23			1.05					1.06	1.6	1.07	1.6
R16C204	1.53	1.51	1.3	1.09		1.01	1.15	1.07	0.98	0.92	1.53	1.01	1.53	1.01	1.01
R16C205	1.58	1.58	1.04	1.56		1.04	1.05					1.04	1.58	1.04	1.58
R16C209	1.45	1.36	1.36	1.27		0.96						0.96	1.45	1.45	1.45
R16C210	1.77														
R16C211	2.18	1.82	1.96	1.47			1.37					1.44	2.18	1.44	2.18
R16C212	1.86	1.86	1.86			1.31		1.26		1.08		1.23	1.86	1.86	1.23
R16C213	2.65									2.65		1.75	2.4	2.65	2.65
R16C214	1.7	1.12	1.74	1.74		1.15		1.13	1.13	1.69	1.7	1.12	1.7	1.12	1.12
R16C206	3	1.98	1.98	1.98	3				1.98	3		2.24	3	3	1.98
R16C207		1.98	3	3				3	2.83			1.98	3	3	
R16C208	1.98	2.32		3		1.98	1.98	1.98	3	1.98		1.98	3	1.98	1.98

Course Code	PO1	PO2	PO3	PO4	PO5	PO6	PO7	PO8	PO9	PO10	PO11	PO12	PSO1	PSO2	PSO3
R16C215	3	1.98		1.98					3				3	1.98	
R16C216	3	1.98	1.98						1.98			3	3		
R16C301	2.52	2.52	2.52	2.38		1.66						1.66	2.52	2.52	2.52
R16C302	2.61	2.02	1.87	1.72	2.61							1.72	2.61	2.61	2.61
R16C303	2.46	2.46	2.46	2.32				1.62		1.62		1.62	2.46	2.46	2.46
R16C304	2.55	2.55	1.68	1.97	1.68				1.68		1.68	1.68	2.55	1.68	2.55
R16C305	2.46	2.04	1.62	2.13		1.62	1.62					1.62	2.46	1.62	2.32
R16C309	2.61					1.72		2.61		1.72	2.61	2.61	1.72	1.72	
R16C310	2.67	1.76	2.06	2.37		1.76	1.76			1.76	1.76	1.76	2.67	2.67	2.67
R16C311	2.58	1.7	1.7		1.7	1.7						1.7	1.7	2.58	1.7
R16C312	2.46	2.04	1.79			2.25	2.46					1.62	2.46	1.62	2.32
R16C313	2.46	2.46	1.76	1.9		1.62	1.62					2.46	2.46	1.62	2.46
R16C314E	1.88	2.35	1.66	1.66	2.09				1.66		1.66		1.66	1.66	
R16C314F	1.62		1.62				2.46						2.46		1.62
R16C318						1.98	1.98	3	1.98	1.98	1.98	1.98	1.98		
R16C306	1.69	1.69	1.69	1.69				2.56	2.56	1.69		1.69	2.56	2.56	1.69
R16C307	1.8	2.42	1.96	2.73				2.73	2.73	1.8		1.8	2.73	1.8	
R16C308	2.67	2.67		2.67		1.76	1.76	2.67	2.67	1.76		1.76	1.76	1.76	2.67
R16C315	2.58	1.7	1.7	1.7				2.58	2.58	1.7		1.7	1.7		
R16C316	2.67			2.06		1.76			2.67	1.76	1.76	1.76	2.67	1.76	
R16C317	2.46	2.46	2.46	2.46	2.46			1.62	1.62			1.62	2.46	2.46	2.46
R16C401	2.34	1.54	1.54		2.34	1.68	2.34	1.54	1.68	2.34		1.54	2.34	2.34	2.34
R16C402	2.46	1.62			1.9	1.62						2.46	2.46	2.46	1.62
R16C403	2.61	2.61	2.61	2.61	2.61							1.72	2.46	2.17	2.31
R16C404	2.4	1.58				1.58	1.86	1.58			1.58	1.58	2.4	1.58	1.58
R16C405C	2.4		2.4		2.4							2.4	2.4	2.4	1.58
R16C406A	2.39	1.58	1.58				1.58	1.58				1.58	2.39	1.98	
R16C406B	2.34		2.34	1.54	1.54							1.54	2.34	2.34	2.34
R16C409	2.67	1.76		2.06				1.76	1.76		2.67	1.76	1.76	1.76	2.67
R16C410	2.67	1.76		1.76	1.76		1.76					1.76	2.67	2.67	2.67
R16C411	2.61	1.72				1.72	1.87	1.72				1.72	2.61	1.72	2.61
R16C412B	2.61	1.72		1.72	1.72		1.72	1.72			1.72	1.72	2.61	1.72	1.72
R16C413	3	1.98				1.98			3	3			1.98	1.98	
R16C414	3	3	3	2.59	3	3	3	3	3	3	3	1.98	3	3	3
R16C407	2.75	2.24	1.98	1.98	3		1.98	1.98	3	3	3	1.98	3	3	3
R16C408	3		1.98		3		1.98	1.98	3	3	1.98	1.98	3	3	3

Program Level Indirect Attainment of POs/PSOs Through Surveys:

Assessment tool	PO1	PO2	PO3	PO4	PO5	PO6	PO7	PO8	PO9	PO10	PO11	PO12	PSO1	PSO2
Exit Survey	2.33	2.33	2.67	2.67	3	2.67	2.33	2.33	2.67	3	2.67	2.67	2.67	3
Alumni Survey	3	3	1.95	2.92	2.92	2.46	2.44	2.41	2.92	2.88	3	2.92	2.85	1.90
Industrial Visit Survey	1.32	-	-	-	-	1.32	1.32	-	-	-	-	-	1.32	1.32
Internship Survey	1.54	-	-	-	-	-	-	1.1	-	1.59 6	-	3	1.98	1.32
Parent Survey	2.96	2.96	2.50	2.62	2.64	2.5	2.5	2.5	2.5	2.09	2.46	2.38	2.75	2.38
Total Indirect Assessment	2.23	2.76	2.37	2.74	2.85	2.24	2.15	2.09	2.70	2.39	2.71	2.74	2.31	1.98

Overall Attainment:

Assessment Method	Assessment tool	PO1	PO2	PO3	PO4	PO5	PO6	PO7	PO8	PO9	PO10	PO11	PO12	PSO1	PSO2	PSO3
	% Contribution	93.98	78.02	59.43	50.27	28.02	31.68	34.56	37.18	39.53	29.06	28.54	87.18	83.77	78.54	75.4
Direct	Courses	2.26	1.87	1.68	1.81	1.93	1.62	1.62	2.06	2.40	2.15	1.87	1.57	2.13	1.84	1.90
	Activities	2.48	1.53	1.90	1.54	2.30	2.56	2.02	2.05	2.56	2.41	1.51	2.06	2.22	2.46	3.00
Indirect	Surveys	2.23	2.76	2.37	2.74	2.85	2.24	2.15	2.09	2.70	2.39	2.71	2.74	2.31	1.98	2.00
Target for PO/PSO Attainment		2.46	2.09	1.89	1.89	1.90	1.76	1.76	2.01	2.24	2.07	1.96	1.65	2.28	1.99	1.99
		2.25	2.04	1.82	1.91	2.17	1.9	1.82	2.09	2.46	2.25	1.9	1.91	2.16	1.85	2.14



DHANEKULA INSTITUTE OF ENGINEERING & TECHNOLOGY

GANGURU :: VIJAYAWADA – 521 139

(Approved by AICTE New Delhi, Permanently Affiliated to JNTU Kakinada)

ISO 9001:2015 Certified Institution, Accredited by NBA for ME, EEE, ECE & CSE.

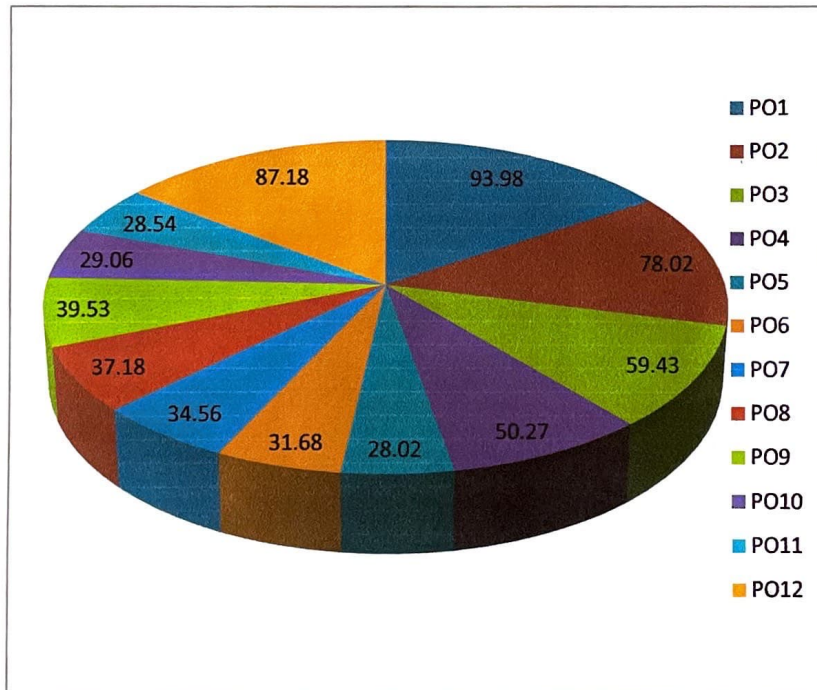
E-mail: diet.principal@gmail.com, principal@diet.ac.in, website: www.diet.ac.in, Phone: +91-8333924842, 8333924843

PO Attainment for 2018-2022 Batch of ME Department

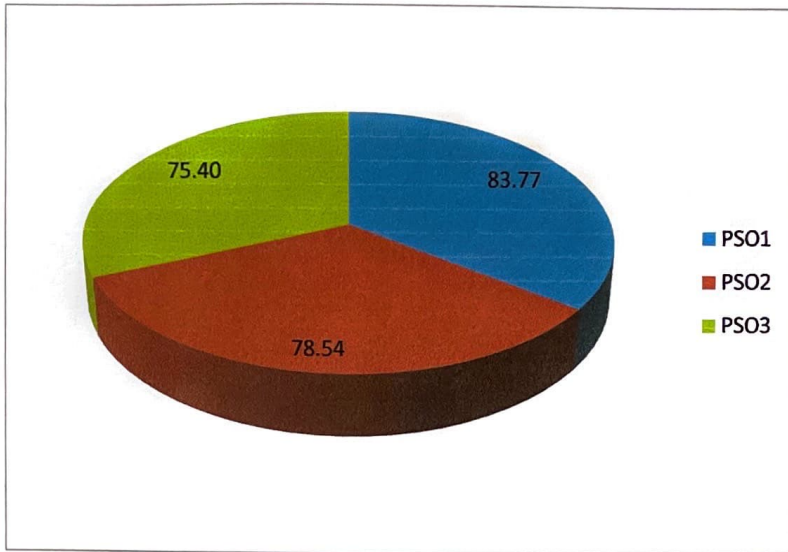
Statistics of course contribution for POs and PSOs:

POs & PSOs	PO1	PO2	PO3	PO4	PO5	PO6	PO7	PO8	PO9	PO10	PO11	PO12	PSO1	PSO2	PSO3
No of courses Mapped	57	51	38	37	17	21	25	23	24	17	16	54	52	47	47
% of contribution	93.98	78.02	59.43	50.27	28.02	31.68	34.56	37.18	39.53	29.06	28.54	87.18	83.77	78.54	93.98

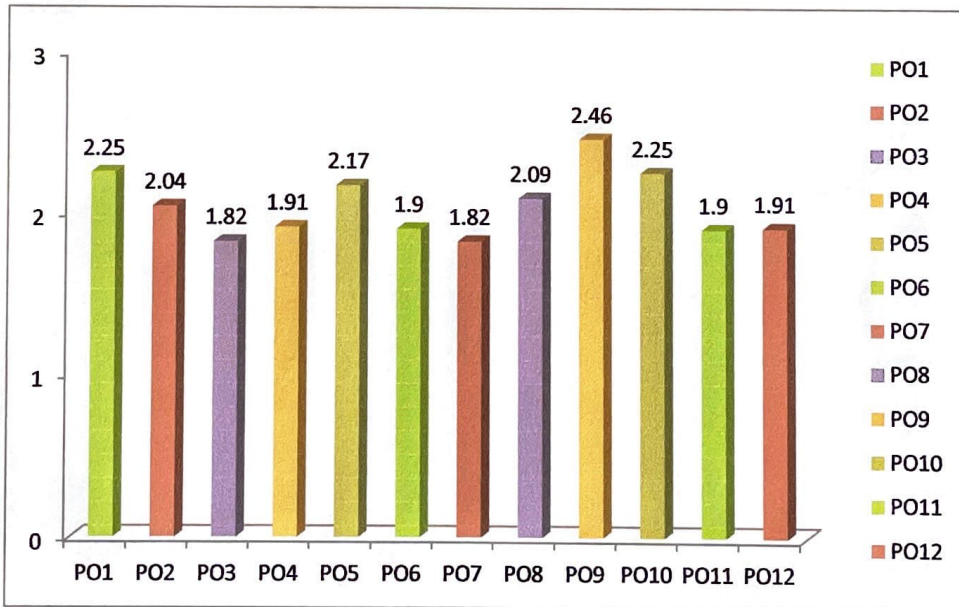
Contribution of POs in Pie Chart:



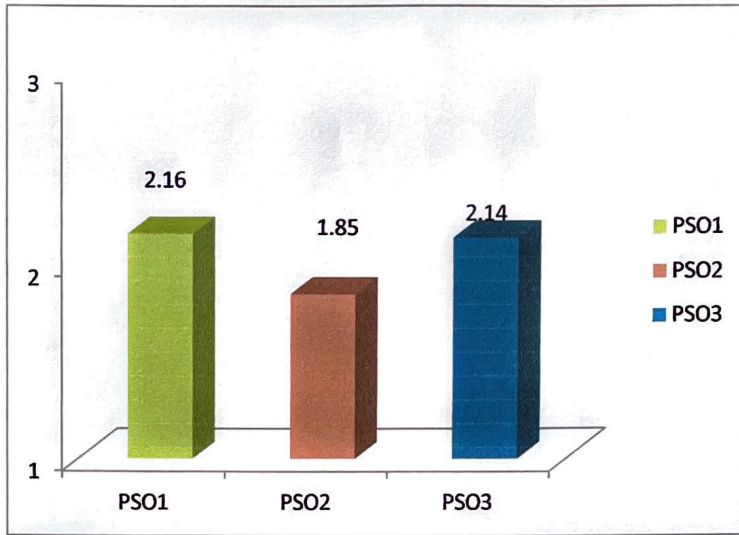
Contribution of PSOs in Pie Chart:



Attainment of POs in Bar Graph:



Attainment of PSOs in Bar Graph:



Principal
DHANEKULA INSTITUTE
OF ENGINEERING AND TECHNOLOGY
Ganguru, Vijayawada-521 139



DHANEKULA INSTITUTE OF ENGINEERING & TECHNOLOGY

GANGURU :: VIJAYAWADA – 521 139

(Approved by AICTE New Delhi, Permanently Affiliated to JNTU Kakinada)

ISO 9001:2015 Certified Institution, Accredited by NBA for ME, EEE, ECE & CSE.

E-mail: diet.principal@gmail.com, principal@diet.ac.in, website: www.diet.ac.in, Phone: +91-8333924842, 8333924843

CO Attainment for 2018-2022 Batch of ECE Department

Program Level POs/PSOs Direct Attainment Through Course Outcomes:

Course Code	PO1	PO2	PO3	PO4	PO5	PO6	PO7	PO8	PO9	PO10	PO11	PO12	PSO1	PSO2	PSO3
R16C101	3.00	3.00		1.98		1.98	3.00	1.98	1.98	3.00	1.98	1.98			1.98
R16C102	2.84	2.84											1.87		1.87
R16C103	2.89	2.89											1.91		1.91
R16C104	2.91	1.92						1.92							
R16C105	2.42	2.42	1.60						1.60		1.60			1.60	2.42
R16C106	2.41	1.59	1.59							2.41					
R16C111	3.00	3.00		1.98		1.98	3.00	1.98	1.98	3.00	1.98	1.98			1.98
R16C112	2.91	2.91											1.92		1.92
R16C113	2.86	2.21	1.89			1.89	2.37					1.89	1.89		
R16C114	2.57	2.38				1.82	1.82								1.82
R16C115	2.94	2.44				1.94	2.94	1.94							
R16C116	2.47	2.86	2.86	1.89								1.89		2.86	2.86
R16C107								3.00	3.00	3.00	3.00				3.00
R16C108	3.00	1.98		1.98				1.98	3.00				1.98		
R16C109	1.98				3.00				1.98			1.98			
R16C110	1.98			1.98	2.59				1.98				1.98	1.98	
R16C117	3.00							1.98	1.98			1.98			
R16C101								3.00	3.00	3.00	3.00				3.00

Course Code	PO1	PO2	PO3	PO4	PO5	PO6	PO7	PO8	PO9	PO10	PO11	PO12	PSO1	PSO2	PSO3
R16C119	2.93	2.93	1.93	2.93	1.93				2.93		1.93	2.93			
R16C201	2.09	1.94	2.07	1.38		1.37	1.33					1.38	2.09	2.09	
R16C202	2.37	2.36	2.23	1.56								1.56	2.36	1.56	
R16C203	2.90	2.90	1.91	1.91								1.91	1.91	2.90	
R16C204	2.21	2.21	2.25										2.21		
R16C205	1.69	1.69		1.08			1.71					1.11	1.11	1.69	
R16C206	2.25	1.87	1.45	1.49	1.49	1.45	2.29	1.73	2.25	1.47	2.24	1.48			
R16C209	2.70	2.70	2.34	2.25		1.80	1.74	1.75	1.77		1.78	1.78	2.70	2.70	
R16C210	1.84	2.47	2.44	1.84	1.84							1.84			
R16C211	2.76	2.76	2.57	1.70	1.70	1.82	1.82				1.70	1.82		2.76	
R16C212	2.85	2.85	1.88	1.88	1.88	1.88	2.88					1.88	2.85	2.85	
R16C213	2.82	1.86	2.18									1.86	2.65	1.86	
R16C214	2.32	2.00	1.78	2.81	2.00	1.99	2.80	1.84	2.81	2.79	2.00	2.00			
R16C207	1.98	2.83	2.15	2.83		1.98	1.98	1.98	3.00	2.15		1.98	3.00	3.00	
R16C208		3.00	3.00	3.00									3.00		
R16C215	1.98	2.32	3.00	1.98	3.00	1.98	1.98	1.98	3.00		1.98	1.98	3.00	3.00	
R16C216	1.98			1.98	3.00				3.00				1.98	3.00	
R16C301	2.73	2.73	2.03	1.80								1.70	2.73	2.73	
R16C302	1.89	2.21	2.54	2.13	1.89						1.89	1.89	2.86	1.89	
R16C303	1.95	1.82	2.19	1.45	2.20	1.65			1.40		1.44	1.46	2.08	2.21	
R16C304	1.79	2.71	2.26	2.16				1.89				1.79	1.79	1.79	
R16C305	1.46	2.21	1.96	2.07		1.47	1.45					1.46	2.21	1.46	
R16C309						1.38		2.08	1.38						
R16C310	2.84	2.84	2.67	2.81	2.81	2.05				1.98	1.86	2.67	2.84	1.88	
R16C311	2.94	2.94	2.94	2.97		1.87						1.94	1.94	1.94	

Course Code	PO1	PO2	PO3	PO4	PO5	PO6	PO7	PO8	PO9	PO10	PO11	PO12	PSO1	PSO2	PSO3
R16C312	1.89	2.88	2.82	1.82	2.76	1.86	1.90		1.86				2.96	2.76	
R16C313	2.40	2.38	2.38	1.57									1.58	2.40	
R16C314A	3.00				3.00										
R16C314B	1.57	1.57		1.57					1.57						
R16C314E	1.78		2.62		1.78	2.69		1.78				2.62			
R16C318						1.70	1.12	1.70			1.12	1.70			
R16C306	3.00	3.00	3.00	3.00					1.98			1.98	1.98	3.00	
R16C307	2.66	2.66	3.00	1.98	1.98				3.00			1.98	3.00	3.00	
R16C308	1.98	1.98	3.00		3.00	1.98		1.98	3.00		1.98	1.98	3.00	1.98	
R16C315	3.00	3.00	3.00	3.00	3.00	1.98			3.00	1.98	1.98	1.98	3.00	1.98	
R16C316	1.98	3.00	3.00	3.00	3.00			1.98	1.98		1.98	1.98	3.00	1.98	
R16C317	1.98	1.98	3.00		3.00			1.98	3.00			1.98		3.00	
R16C401	2.17	2.48	2.01			1.72	1.85					1.85		2.80	
R16C402	1.89	2.02	2.02	1.89	2.28	1.50						1.50	1.50	2.28	
R16C403	2.84	2.84	1.87			1.87						1.87	1.87	1.87	
R16C404	2.00	2.64	2.31	2.54		1.83	2.78		1.85		2.07	1.84		2.80	
R16C405A	2.84	2.84	2.84		2.84	1.87	1.87	1.87				2.04	1.87	2.84	
R16C405C	2.83	2.83	2.84	2.83								1.87	2.83	1.87	
R16C406A	2.87	2.37	2.37		2.36				1.88	1.88	1.88	1.89	2.87	2.87	
R16C406C	2.83	2.83		2.83									1.87		
R16C409	1.88	2.84	2.85	1.89		1.87	2.85	1.87		1.87				2.85	
R16C410	1.83	2.34	1.87			1.83	1.99					1.86	2.61	2.61	
R16C411	1.82	2.30	1.80			1.82	1.87							2.76	
R16C412A		1.50	2.28	2.24									2.27	1.50	
R16C412C	2.84	2.76											2.83	2.83	

Course Code	PO1	PO2	PO3	PO4	PO5	PO6	PO7	PO8	PO9	PO10	PO11	PO12	PSO1	PSO2	PSO3
R16C413	3.00	1.98				1.98			3.00	3.00			2.66	2.66	
R16C414	3.00	3.00	3.00	3.00	3.00	3.00	3.00	3.00	3.00	3.00	3.00	3.00	3.00	3.00	
R16C407	3.00	3.00		3.00		1.98	1.98		3.00			1.98	3.00	3.00	
R16C408	2.49	3.00	3.00		3.00							3.00	3.00	3.00	

Program Level Indirect Attainment of POs/PSOs Through Surveys:

Assessment tool	PO1	PO2	PO3	PO4	PO5	PO6	PO7	PO8	PO9	PO10	PO11	PO12	PSO1	PSO2
Exit Survey	2.71	2.71	2.72	2.70	2.67	2.73	2.95	2.73	2.70	2.68	2.70	2.76	2.67	2.66
Alumni Survey	2.71	2.71	1.76	2.56	2.63	2.14	2.21	2.18	2.63	2.61	1.67	2.54	2.55	1.72
Industrial Visit Survey	1.32	-	-	-	-	1.32	1.32	-	-	-	-	-	1.32	1.32
Internship Survey	1.54	-	-	-	-	-	-	1.10	-	1.60	-	3.00	1.98	1.32
Parent Survey	2.64	2.64	2.64	2.39	2.82	2.18	2.18	2.66	2.18	2.69	2.74	2.8	2.79	2.42
Total Indirect Assessment	2.18	2.68	2.37	2.55	2.71	2.09	2.16	2.17	2.50	2.39	2.37	2.78	2.26	1.89

Overall Attainment:

Assessment Method	Assessment tool	PO1	PO2	PO3	PO4	PO5	PO6	PO7	PO8	PO9	PO10	PO11	PO12	PSO1	PSO2	PSO3
	% Contribution	89.53	78.80	51.58	39.80	27.49	29.32	18.59	22.78	30.90	12.31	18.59	56.03	58.91	62.05	10.74
Direct	Courses	2.44	2.49	2.37	2.24	2.48	1.93	2.25	2.06	2.38	2.55	2.08	1.92	2.36	2.41	2.44
	Activities	1.84	2.33	1.96	2.46	2.30	2.08	1.95	1.86	2.10	2.17	1.63	2.37	1.60	1.91	-
Indirect	Surveys	2.18	2.68	2.37	2.55	2.71	2.09	2.16	2.17	2.50	2.39	2.37	2.78	2.26	1.89	-
Target for PO/PSO		2.30	2.37	2.24	2.11	2.26	1.85	2.11	1.94	2.15	2.31	1.95	1.82	2.24	2.29	2.00
Attainment		2.39	2.53	2.38	2.35	2.49	2.00	2.18	2.05	2.35	2.45	2.05	2.18	2.34	2.31	1.47



DHANEKULA INSTITUTE OF ENGINEERING & TECHNOLOGY

GANGURU :: VIJAYAWADA – 521 139

(Approved by AICTE New Delhi, Permanently Affiliated to JNTU Kakinada)

ISO 9001:2015 Certified Institution, Accredited by NBA for ME, EEE, ECE & CSE.

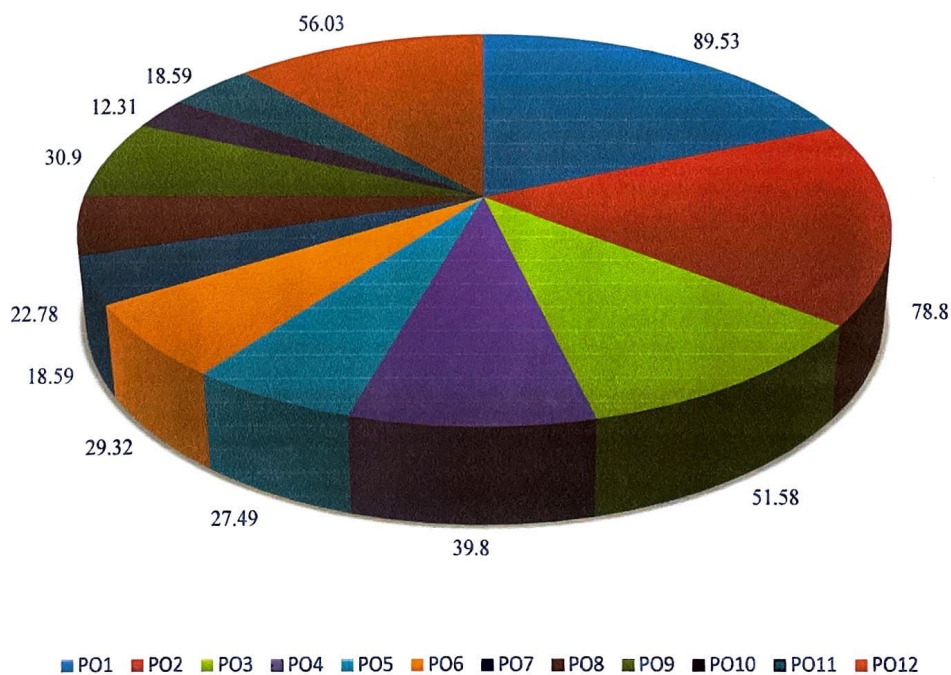
E-mail: diet.principal@gmail.com, principal@diet.ac.in, website: www.diet.ac.in, Phone: +91-8333924842, 8333924843

PO Attainment for 2018-2022 Batch of ECE Department

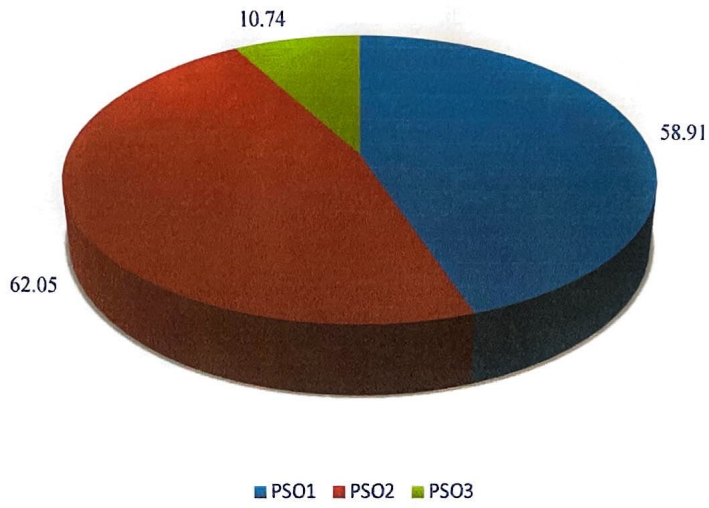
Statistics of course contribution for POs and PSOs:

POs & PSOs	PO1	PO2	PO3	PO4	PO5	PO6	PO7	PO8	PO9	PO10	PO11	PO12	PSO1	PSO2	PSO3
No of courses Mapped	66	62	49	43	26	34	25	24	31	14	21	46	45	46	10
% of contribution	89.53	78.80	51.58	39.80	27.49	29.32	18.59	22.78	30.90	12.31	18.59	56.03	58.91	62.05	10.74

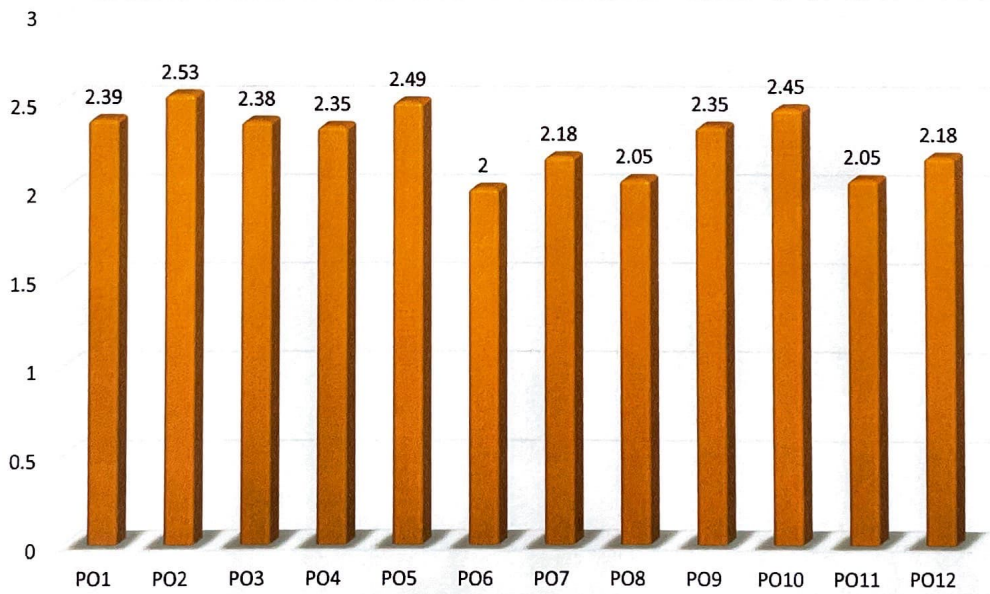
Contribution of POs in Pie Chart:



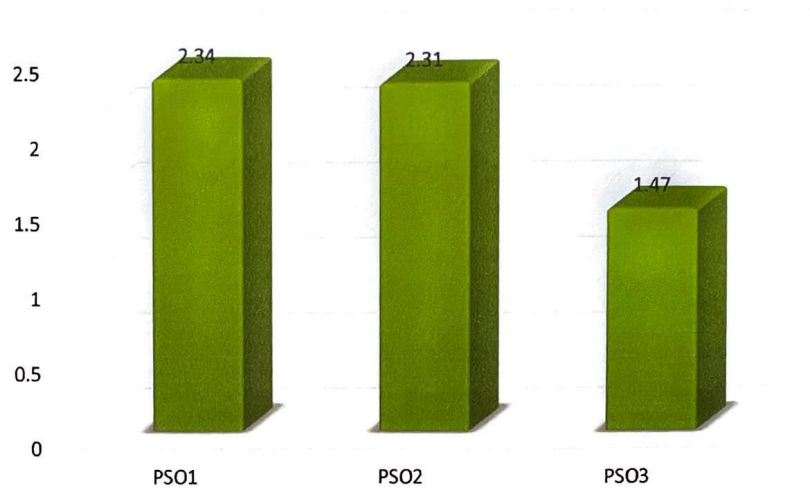
Contribution of PSOs in Pie Chart:



Attainment of POs in Bar Graph:



Attainment of PSOs in Bar Graph:



Principal
DHANEKULA INSTITUTE
OF ENGINEERING AND TECHNOLOGY
Ganguru, Vijayawada-521 139



DHANEKULA INSTITUTE OF ENGINEERING & TECHNOLOGY

GANGURU :: VIJAYAWADA – 521 139

(Approved by AICTE New Delhi, Permanently Affiliated to JNTU Kakinada)

ISO 9001:2015 Certified Institution, Accredited by NBA for ME, EEE, ECE & CSE.

E-mail: diet.principal@gmail.com, principal@diet.ac.in, website: www.diet.ac.in, Phone: +91-8333924842, 8333924843

CO Attainment for 2018-2022 Batch of CSE Department

Program Level POs/PSOs Direct Attainment Through Course Outcomes:

Course	PO1	PO2	PO3	PO4	PO5	PO6	PO7	PO8	PO9	PO10	PO11	PO12	PSO1	PSO2
R16C101	2.95								2.95	2.95				2.95
R16C102	2.86											2.86	2.86	2.86
R16C103	2.86											2.86	2.86	2.86
R16C104	2.26													
R16C105	2.15	2.15											2.15	2.15
R16C106	3								3					
R16C107									3	3				3
R16C108	3				3				3					
R16C109	3				3				3					
R16C110	3				3				3				3	3
R16C111	3								3	3				3
R16C112	2.76											2.76	2.76	2.76
R16C113	2.08													
R16C114	2.2												2.2	2.2
R16C115							3							3
R16C116	2.2	2.2												
R16C117	3								3					
R16C118									3	3				3
R16C119	3				3				3				3	3
R16C201	2.89	2.89			2.89								2.89	2.89
R16C202	2.86	2.86										2.86	2.86	2.86
R16C203	2.38	2.38												2.38
R16C204	2.22	2.22										2.22	2.22	2.22
R16C205	2.77	2.77											2.77	2.77
R16C206	2.14	2.14											2.14	2.14
R16C207	2.15	2.15			2.15				2.15					2.15
R16C208	2.17				2.17				2.17				2.17	2.17
R16C211	2.74	2.74		2.74							2.74		2.74	2.74
R16C212	2.76	2.76											2.76	2.76
R16C213	2.77	2.77											2.77	2.77

Course	PO1	PO2	PO3	PO4	PO5	PO6	PO7	PO8	PO9	PO10	PO11	PO12	PSO1	PSO2
R16C412B	2.86	2.86											2.86	2.86
R16C413	3	3	3	3	3	3	1.98	3	3	3	3	3	3	3
R16C414	3	3	3	3	3	3	1.98	3	3	3	3	3	3	3
Average	2.74	2.74	3.00	2.90	2.84	2.85	2.45	2.78	2.88	2.93	2.83	2.82	2.78	2.77

Program Level Indirect Attainment of POs/PSOs Through Surveys:

Assessment tool	PO1	PO2	PO3	PO4	PO5	PO6	PO7	PO8	PO9	PO10	PO11	PO12	PSO1	PSO2
Exit Survey	2.59	2.64	2.62	2.63	2.66	2.64	2.62	2.59	2.66	2.56	2.54	2.66	2.68	2.6
Alumni Survey	2.22	2.22	1.55	2.11	2.33	1.87	1.815	1.87	2.11	2.275	1.57	2.305	2.385	1.62
Internship Survey	-	1.06	1.33	1.44	0.89	1.44	1.44	0.89	1.44	1.12	1.48	1.65	1.01	1.01
Parent Survey	2.49	2.48	2.65	2.4	2.71	2.55	2.52	2.58	2.59	2.61	2.45	2.46	2.6	2.47
Total Indirect Assessment	1.79	2.09	1.92	2.05	2.08	2.16	2.14	2.06	2.08	2.04	1.92	2.18	2.10	1.94
Indirect Assessment (20%)	0.36	0.42	0.38	0.41	0.42	0.43	0.43	0.41	0.42	0.41	0.38	0.44	0.42	0.39

Overall Attainment:

PO / PSO	PO1	PO2	PO3	PO4	PO5	PO6	PO7	PO8	PO9	PO10	PO11	PO12	PSO 1	PSO 2
% contribution	87.67	63	2.74	13.7	24.66	6.85	6.85	8.22	31.51	20.55	8.22	16.44	73.97	80.82
Direct through courses	2.74	2.74	3.00	2.90	2.84	2.85	2.45	2.78	2.88	2.93	2.83	2.82	2.78	2.77
DIRECT (80%)	2.20	2.19	2.40	2.32	2.27	2.28	1.96	2.23	2.30	2.35	2.27	2.25	2.23	2.22
Exit Feedback	2.59	2.64	2.62	2.63	2.66	2.64	2.62	2.59	2.66	2.56	2.54	2.66	2.68	2.6
Alumni Feedback	2.22	2.22	1.5378	2.11	2.33	1.8602	1.8063	1.8602	2.11	2.275	1.56815	2.305	2.385	1.62
Parent Feedback	2.355	2.355	2.355	2.1222	2.455	2.4	2.4	2.4525	2.4	2.4525	2.355	2.4825	2.4575	2.3
Industrial / Employer Feedback	0	0.858	1.170533	1.34	0.8844	1.72	1.72	1.34	1.1445	0.8844	1.2072	1.26	0.858	0.9
Average indirect	1.79	2.02	1.92	2.05	2.08	2.16	2.14	2.06	2.08	2.04	1.92	2.18	2.1	1.86
Indirect (20%)	0.36	0.4	0.38	0.41	0.42	0.43	0.43	0.41	0.42	0.41	0.38	0.44	0.42	0.37
Total attainment	2.55	2.61	2.78	2.73	2.69	2.72	2.38	2.64	2.72	2.75	2.65	2.69	2.65	2.61



DHANEKULA INSTITUTE OF ENGINEERING & TECHNOLOGY (Autonomous)

GANGURU :: VIJAYAWADA – 521 139.

(Approved by AICTE New Delhi, Permanently Affiliated to JNTU Kakinada)

ISO 9001:2015 Certified Institution, Accredited by NBA for ME, EEE, ECE&CSE.

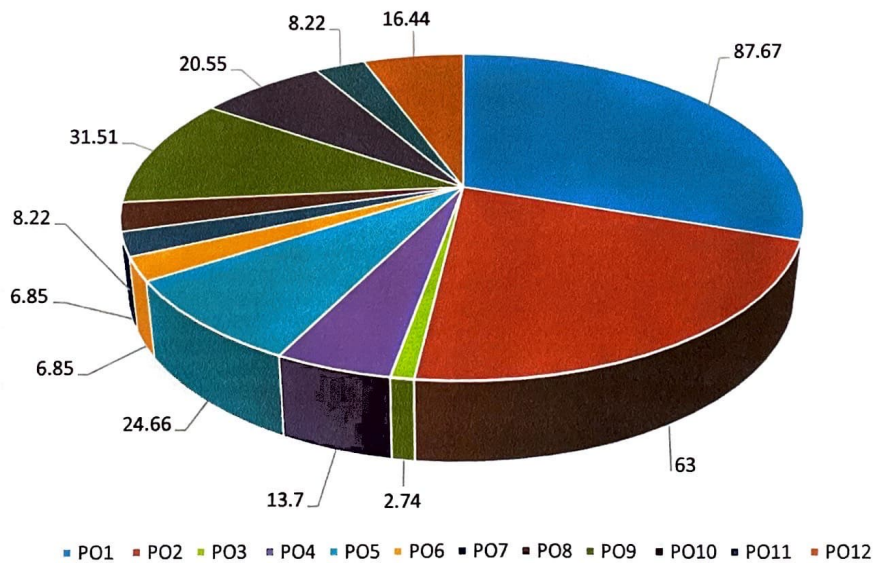
E-mail: diet_principal@gmail.com, principal@diet.ac.in, website: www.diet.ac.in, Phone: +91-8333924842, 8333924843

PO Attainment for 2018-2022 Batch of CSE Department

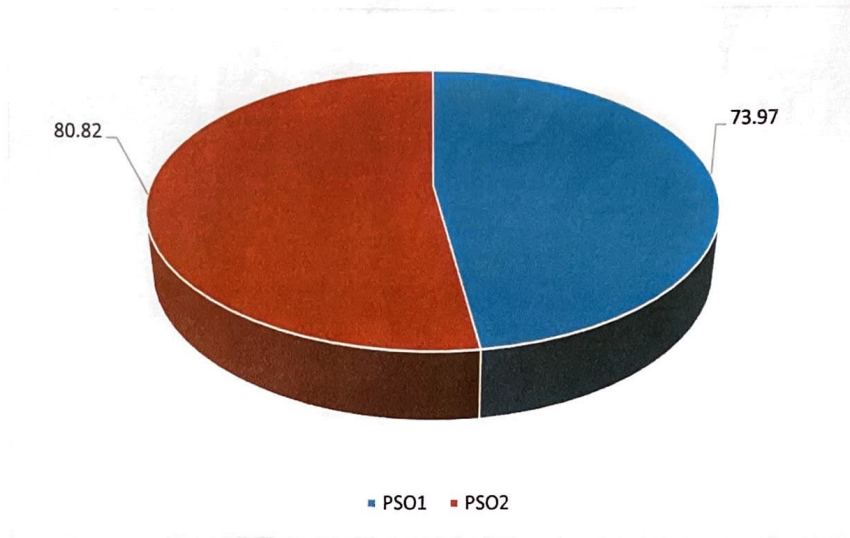
Statistics of course contribution for POs and PSOs:

POs & PSOs	PO1	PO2	PO3	PO4	PO5	PO6	PO7	PO8	PO9	PO10	PO11	PO12	PSO1	PSO2
No of courses Mapped	64	46	2	10	18	5	5	6	23	15	6	12	54	59
% of contribution	87.67	63	2.74	13.7	24.66	6.85	6.85	8.22	31.51	20.55	8.22	16.44	73.97	80.82

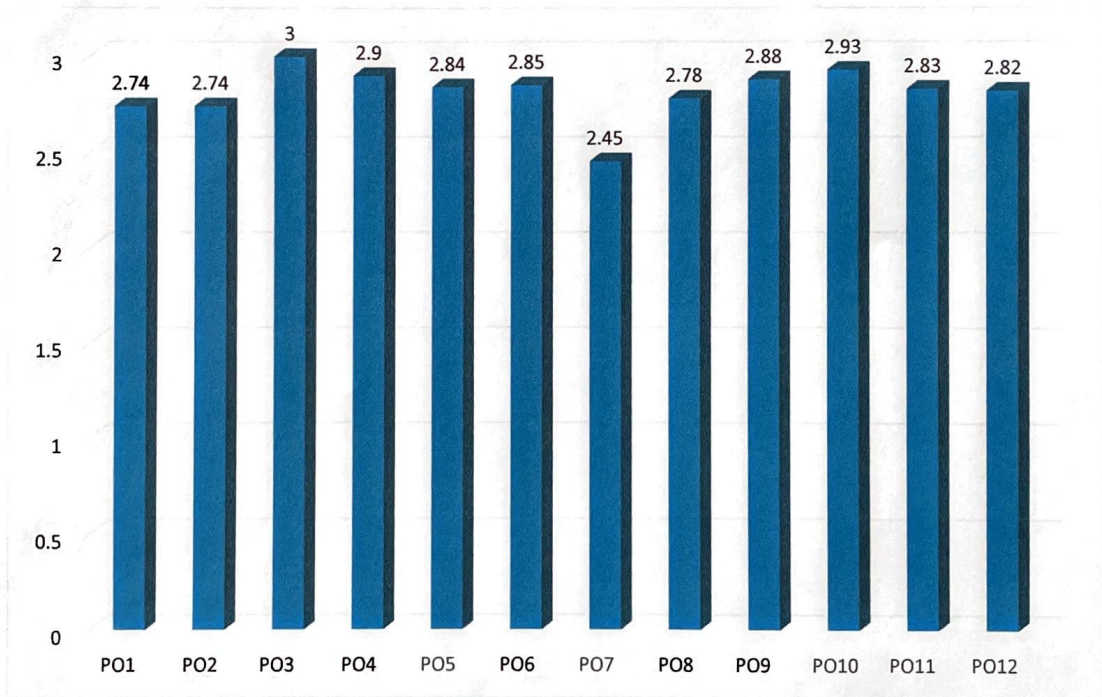
Contribution of POs in Pie Chart:



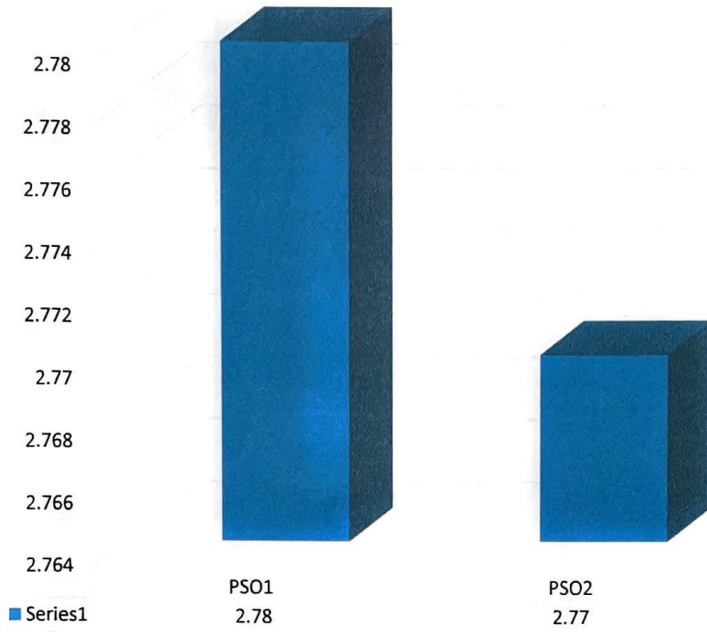
Contribution of PSOs in Pie Chart:



Attainment of POs in Bar Graph:



Attainment of PSOs in Bar Graph:




Principal
DHANEKULA INSTITUTE
OF ENGINEERING AND TECHNOLOGY
Ganguru, Vijayawada-521 139